

# Johnson C-SERIES INSULATED COMPOSITE WALK-IN TRUCK BODY

Built to protect and insulate, the Johnson C-Series is an innovative, lightweight truck body that delivers maximum payload and the highest thermal performance rating in the industry. Featuring multi-temperature capabilities and all-electric refrigeration options, the C-Series serves a variety of markets and operations.



## KEY FEATURES

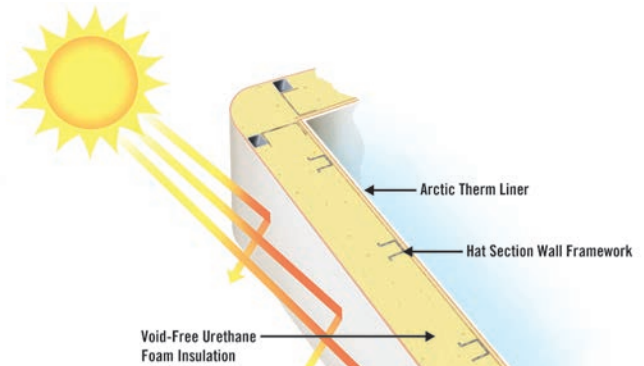


### ArcticTherm™ Interior Liner Protection

The patented ArcticTherm™ interior lining design adds unparalleled strength for heavy duty loads. The reinforced chopped fiberglass lining is 10x more puncture-resistant than traditional glassboard liners, delivering the highest level of durability and performance. The bright white, seamless interior is easy to clean and helps meet FDA food contact requirements.

### Seamless Fiberglass Design

The seamless fiberglass exterior is the first barrier against ambient conditions. The formed fiberglass construction doesn't conduct heat, helping to increase thermal efficiency, while also providing a smooth surface for decal applications.



### Panel Foaming Technology

Great Dane's high-pressure foam insulation system produces panels with the highest thermal performance rating in the industry. The result is a significant reduction in energy use to keep products at required temperatures.





### All-Electric Refrigeration System

Significantly reduce operating costs and CO2 emissions with cold plate truck refrigeration. These refrigeration systems provide reliable, all-electric temperature control for small- and medium-size truck bodies.

## Heavy-Duty Steps & Bumpers

Great Dane's exclusive tip-down step is a side door and bumper step option that comes with two or three steps and is designed with safety and ergonomics in mind. The durable steps deploy by hand and the generous 7" step on the double tip-down has a sure-foot grip surface for stable footing. A standard safety alarm with audible indicator light will alert drivers if the step is in the deployed position.



## Cargo Restraint & Storage

Various cargo restraint, shelving and storage options are available. Wall track can be surface mounted (standard) or recessed (option) and placed at various heights on the sidewalls and doors. Custom aluminum shelving with a poly-slat surface is ideal for product storage and organization.



## Tie-Down System

The innovative body tie-down system offers secure mounting with reduced maintenance. It eliminates U-bolts, U-bolt maintenance, filler strip compression, rot and kick out. The tie-down system, coupled with the durability of the Johnson C-Series, allows the truck body to be moved to multiple chassis over time, which reduces the cost associated with replacing the entire unit.

## Floor Strength

The floor is supported by steel crossmembers that sit on long stringers for support. Floor sills are completely embedded in urethane foam for a lower ground-to-floor height. The sealed protective sub-floor finish protects the crossmembers and insulation from moisture intrusion, impact and corrosion. Various extruded aluminum flooring options are available for superior slip resistance and durability.

## Flexible Design for Various Loading Preferences

Versatility while maintaining excellent structural integrity and thermal efficiency is important to every operation. Design accommodations can be made to allow loading preferences such as forklifts, ramps, pallet jacks, lift gates, and rear and side hand loads.

Visit [www.greatdane.com](http://www.greatdane.com) to learn more about the Johnson C-Series and Great Dane's full line of trailers, truck bodies and innovations.



Great Dane