

WINCHES & WINCH WINDERS



WINCHES					
Part Number	DIM A	DIM B	DIM C	DIM D	NOTE
1020	7.71"	4.88"	5.87"	3.94"	SLIDING DOUBLE-L
1820	7.66"		5.51"	3.54"	STD FIXED
1820P2	7.75"		5.50"	3.50"	PORTABLE W/SCREWS
3820	7.66"		5.98"	3.94"	STD SLIDING
5820			7.72"		STORABLE SLIDING
7820			4.33"		LOW PROFILE
7820P2	7.75"		4.38"	4.00"	PORTABLE LOW PROFILE W/SCREWS

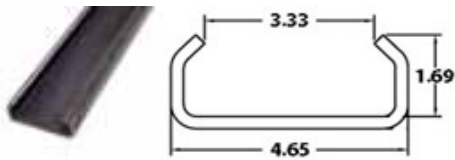


Part Number	Description
10091	STRAP WINDER PREMIUM

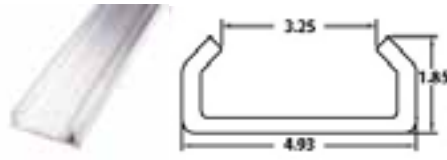


Part Number	Description
10092	KWIK WIND STRAP WINDER

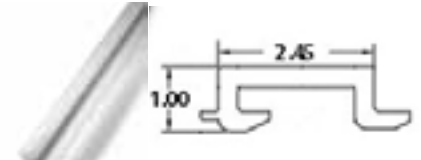
WINCH TRACK & WINCH BARS



Part Number	Description
3606	WINCH TRACK STEEL 6' LONG



Part Number	Description
3607	WINCH TRACK ALUM 6' LONG



Part Number	Description
3608	WINCH TRACK ALUM 10' LONG SLIDING DOUBLE L



Part Number	Description
10032	WINCH BAR COMBO 39.5" PAINTED
10033	WINCH BAR COMBO 39.5" CHROME



Part Number	Description
37030	WINCH BAR STD PAINTED
37031	WINCH BAR STD CHROME



Part Number	Description
37033	WINCH BAR COMBO CHROME